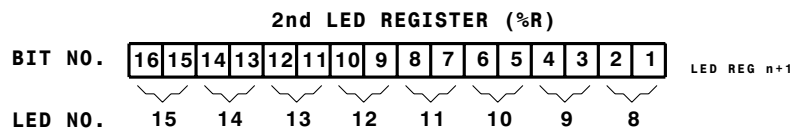
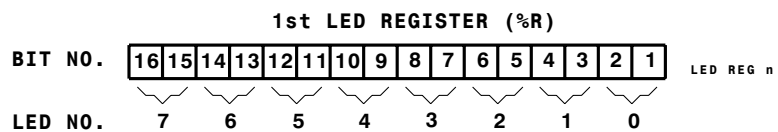
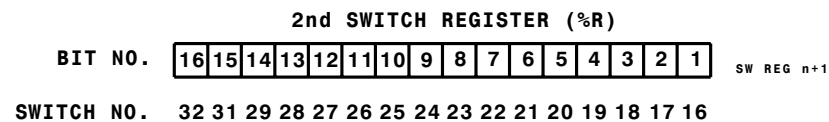
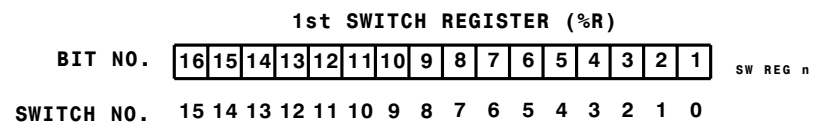


8 | 7 | 6 | 5 | 4 | 3 | 2 | 1



BIT VALUE 0 0 = LED OFF  
 0 1 = LED SLOW FLASH  
 1 0 = LED FAST FLASH  
 1 1 = LED ON

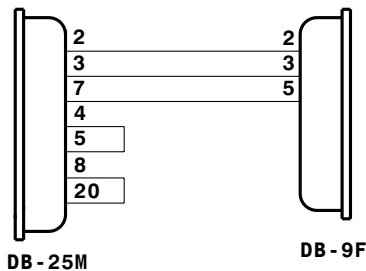
LED BITS SET BY CUSTOMER  
 POLLED BY ADI PANEL USING RTU DATA FORMAT.



BIT VALUE 0 = SWITCH OFF  
 1 = SWITCH ON

SWITCH BITS SET BY ADI PANEL  
 USING RTU DATA FORMAT.

TO COMMUNICATIONS  
 COPROCESSOR MODULE  
 CMM311 WYE CABLE.



Z-CARD  
 SERIAL PORT

COMMUNICATIONS COPROCESSOR  
 CMM 311 (CATALOG# IC693CMM311).

CONFIG MODE: RTU ONLY  
 19,200 BAUD  
 FLOW CONTROL: NONE  
 PARITY: NONE (8N1)

GE PORT TO ADI Z-CARD RS-232 CABLE DIAGRAM

<b>AD</b> AUTOMATION DISPLAYS INC.	
GE PLC INTERFACE CONNECTOR PINOUT & REGISTER USAGE	
<b>A</b>	DRAWN BY: TN
DATE: 18 JUN 98	DWG # GEPLC SHEET 1 OF 1

8 | 7 | 6 | 5 | 4 | 3 | 2 | 1